



US00D747941S

(12) **United States Design Patent**  
**Jenkinson**

(10) **Patent No.:** **US D747,941 S**

(45) **Date of Patent:** **\*\* Jan. 26, 2016**

(54) **FIREARM RECOIL SPRING PLUG CAPTURE TOOL**

supplies/handgun-tools/barrel-tools/barrel-bushing-tools/1911-auto-plug-capture-tool-prod54827.aspx.\*

(71) Applicant: **Mark Jenkinson**, Wilbraham, MA (US)

*Primary Examiner* — Robert M Spear

(72) Inventor: **Mark Jenkinson**, Wilbraham, MA (US)

*Assistant Examiner* — Eliza Bennett-Hattan

(73) Assignee: **Present Arms, Inc.**, Wilbraham, MA (US)

(74) *Attorney, Agent, or Firm* — Antero & Tormey; Pete Tormey; Michael Petrin

(\*\*) Term: **14 Years**

(57) **CLAIM**

I claim the ornamental design for a firearm recoil spring plug capture tool, as shown and described.

(21) Appl. No.: **29/497,743**

(22) Filed: **Jul. 28, 2014**

**DESCRIPTION**

**Related U.S. Application Data**

(63) Continuation of application No. 13/840,401, filed on Mar. 15, 2013, now abandoned.

(51) **LOC (10) Cl.** ..... **08-05**

(52) **U.S. Cl.**

USPC ..... **D8/19**

(58) **Field of Classification Search**

USPC ..... D8/16, 18, 19, 20, 105, 363, 366, D8/370-377, 380-382; D22/108, 111, 199

CPC ..... F41A 11/00; F41A 29/02; F41A 17/38;

F41A 21/00; F41A 17/44; F41C 27/00;

F41C 23/16; F41C 27/20; F41C 9/085;

B08B 1/00; B08B 9/00; B08B 9/023; B25J

1/00; F16B 37/047

See application file for complete search history.

FIG. 1 is a top perspective view of the first embodiment of a firearm recoil spring plug capture tool.

FIG. 2 is a right side view thereof, the left side view being the same;

FIG. 3 is a top view thereof;

FIG. 4 is a bottom view thereof;

FIG. 5 is a front view thereof, the back view being the same;

FIG. 6 is a top perspective view of the second embodiment of a firearm recoil spring plug capture tool;

FIG. 7 is a right side view thereof, the left side view being the same;

FIG. 8 is a top view thereof;

FIG. 9 is a bottom view thereof;

FIG. 10 is a front view thereof, the back view being the same;

FIG. 11 is a top perspective view of the third embodiment of a firearm recoil spring plug capture tool;

FIG. 12 is a right side view thereof, the left side view being the same;

FIG. 13 is a top view thereof;

FIG. 14 is a bottom view thereof; and,

FIG. 15 is a front view thereof, the back view being the same.

The broken lines denoting selected edge segments of the various embodiments depict boundaries of the claims only for that particular embodiment shown and form no part of the claimed design.

(56) **References Cited**

**U.S. PATENT DOCUMENTS**

D276,123 S \* 10/1984 Pyles ..... D8/17

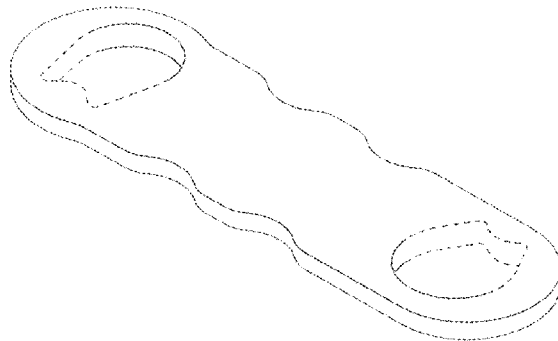
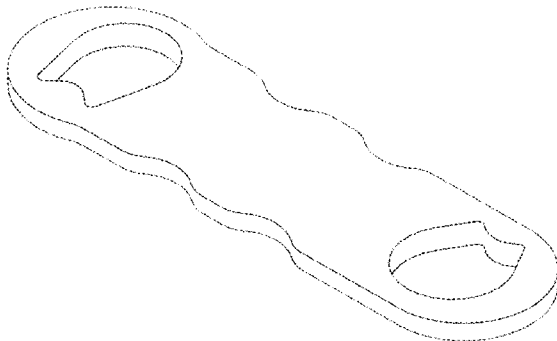
D356,243 S \* 3/1995 Eckerman ..... D8/373

(Continued)

**OTHER PUBLICATIONS**

Present Arms 1911 Plug Tool by PCT posted on Nov. 15, 2012 Found on Jul. 6, 2015 Found on <http://www.brownells.com/gunsmith-tools->

**1 Claim, 6 Drawing Sheets**



# US D747,941 S

Page 2

---

(56)

## References Cited

### U.S. PATENT DOCUMENTS

D628,348 S *	11/2010	Chao .....	D30/199
D637,463 S *	5/2011	Silvers et al. ....	D8/18
D713,240 S *	9/2014	Chance et al. ....	D8/356
D360,127 S *	7/1995	Stiner .....	D8/367
D501,381 S *	2/2005	Kelleghan .....	D8/18

\* cited by examiner

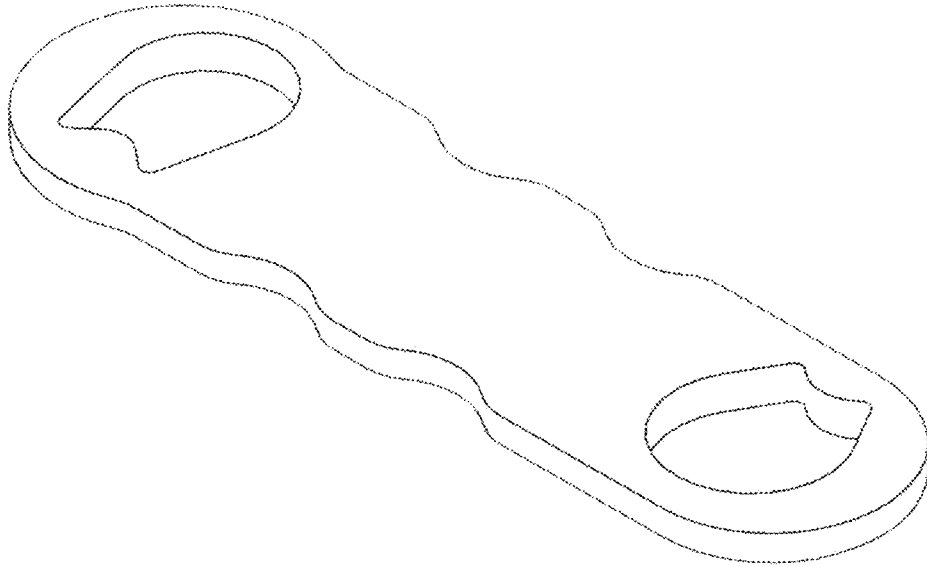


FIG. 1



FIG. 2

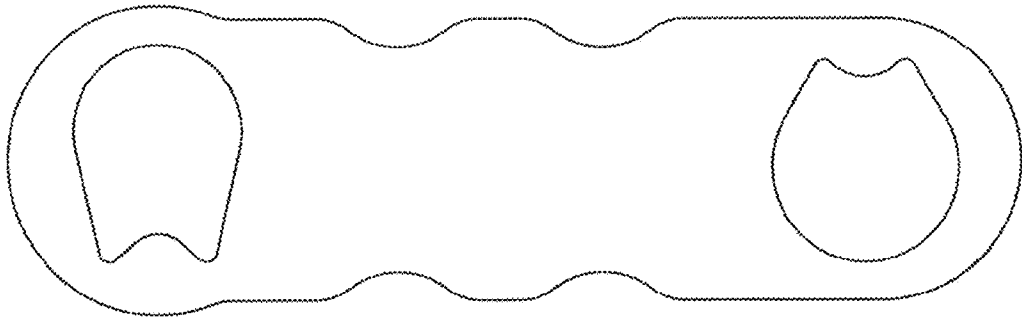


FIG. 3

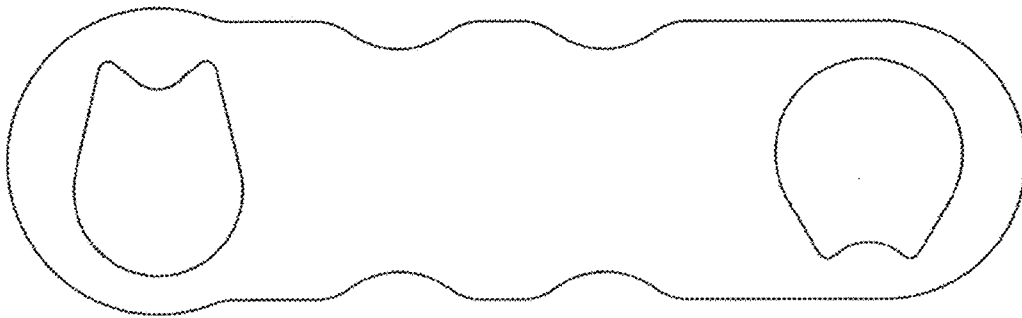


FIG. 4




FIG. 5

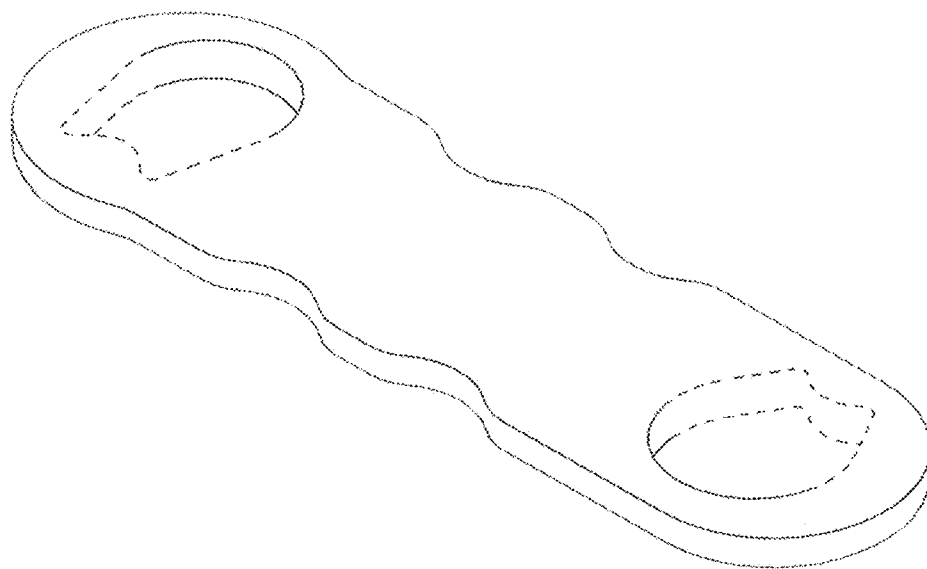


FIG. 6




FIG. 7

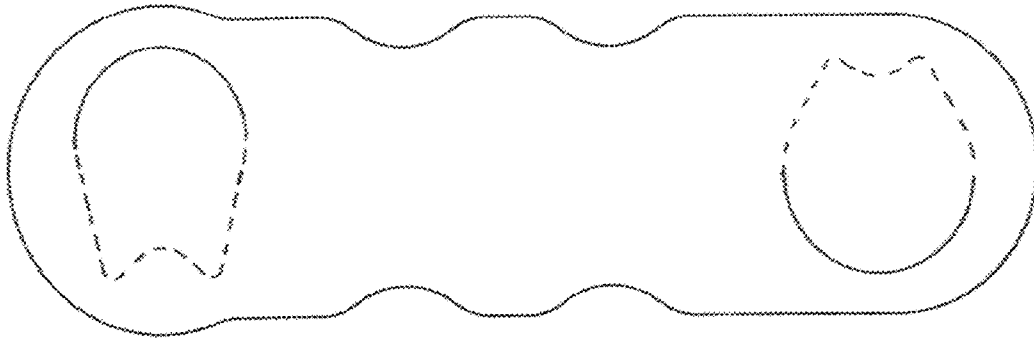


FIG. 8

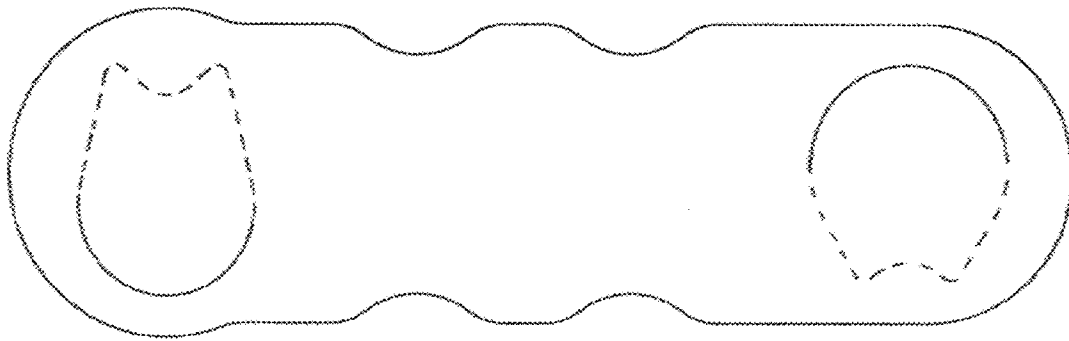


FIG. 9



FIG. 10

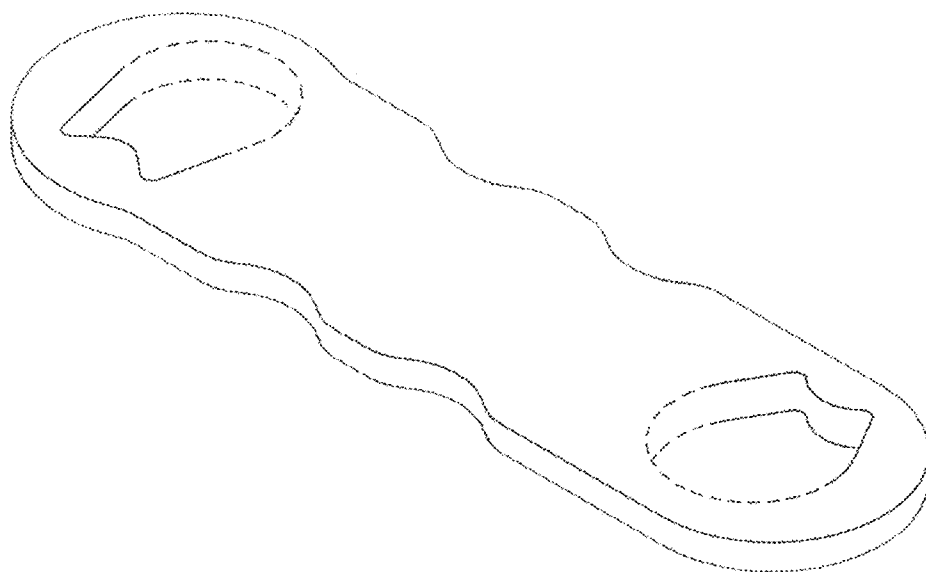


FIG. 11




FIG. 12

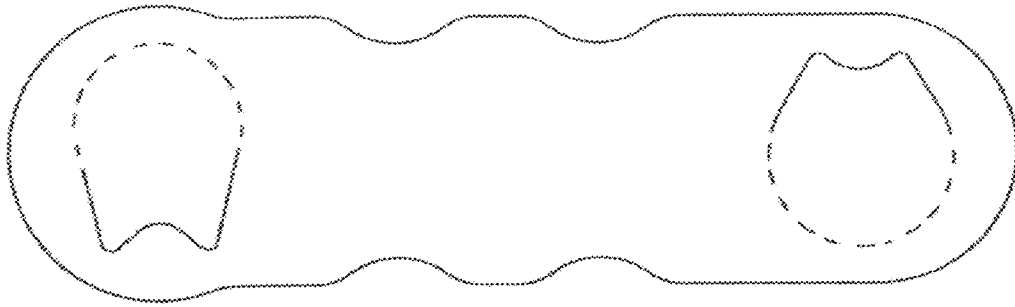


FIG. 13

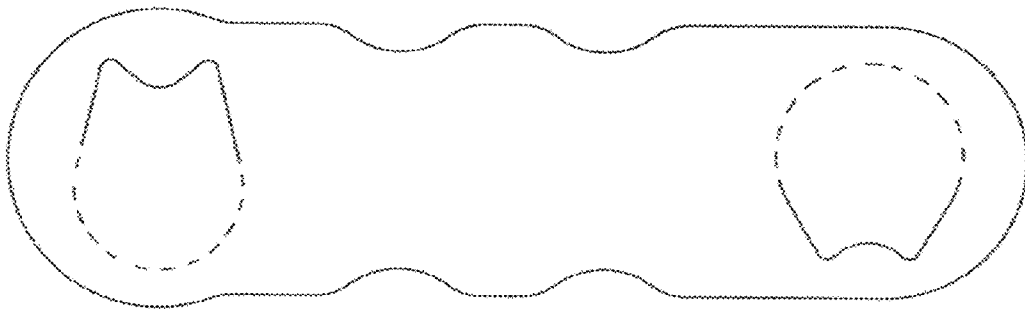


FIG. 14



FIG. 15